

Parent Guide

How can I use this with my children?

This fun, educational booklet is packed full of activities to go with the video called

How does this help my children's learning?

There are a range of activities in this booklet that can help your child to understand what adjectives and adverbs are and how to use them, with the wizard's adventure video as a starting point.

Ideas for further learning:

Adjectives are a key writing tool so make them part of your daily conversations. Also, there are lots more resources to support your child including a



Adjectives and Adverbs for Year 2 Children



Contents

2. Adverbs Word Search

3. Adjectives to Adverbs Wizard

4. Potion Adjectives and Adverbs

5. Colour by Word Class

6. Hatching Eggs

7. Silly Sentences

8. Magnifying Glass Challenge

9. Boring Sentences

10. Adjective/Adverb Alphabet Challenge


11. Acting Game

12. Adjectives/Adverbs Elimination Game


14. Adjectives Scavenger Hunt Sheet

16. Home Activity Ideas

18. Answers



You can find the video "Adjectives and Adverbs for Year 2 Children" on our Twinkl Kids' TV channel, on YouTube. Or, simply click



Adverbs Word Search

e n a e r n z l h d u h
z r p s h q j u a a t o
j p e e f u o n r n j m
w d a i k i y b m g g g
d l c a s e f k l e a v
l j e i w t u r e r x j
o j f u i l l p s o k p
u r u v f y l t s u l t
d p l q t i y u l s c e
l k l c l n d t y l u h
y z y k y x j r x y s a
o c a r e f u l l y s f

loudly

joyfully

dangerously

quietly

carefully

harmlessly

swiftly

peacefully



Adjectives to Adverbs Wizard

In the video, our special wizard worked his magic and converted some adjectives into adverbs. Look at his sentences below. Can you circle the adjectives in his sentences? Use the video to help you if you get stuck.

Once you have spotted the adjectives, have a go at changing the wizard's adjectives into adverbs. Remember, you may need to change the order of the words in the sentence.

Twinkl Tip:

Remember, an adjective is a describing word so think about which word in the wizard's sentences describes the noun (a noun is a thing, person or place). Think about what letters we add to the end of the word to turn an adjective into an adverb.

Question 1:

The loud clarinet honked.



My sentence: _____



Question 2:

The joyful gnome ate his porridge.

My sentence: _____



Question 3:

The dangerous wagon rolled down the hill.

My sentence: _____



Potions Adjectives

Our wizard friend is trying to tidy his lair. Can you help him sort his potions into Adjective Potions and Adverb Potions? Look at the word on each potion bottle and circle the ones which are adjectives. Underline the words which are adverbs.

Twinkl Tip:

- Adjectives are describing words.
- Adverbs tell us how something is being done.




Colour by Word Class

“Word classes” is another way of saying types of words, such as adjectives, nouns, verbs and adverbs. Colour the picture below, using this key.

Adjectives
Red

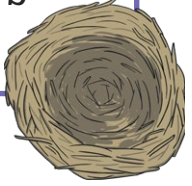
Nouns
Yellow

Adverbs
Green





Hatching Eggs



There are some surprises hidden inside these dragon eggs. Look carefully at the adjective on the outside of the eggs. Hidden inside is the matching adverb. Can you help the wizard to work out what adverb will be revealed inside each egg when it hatches?





loud




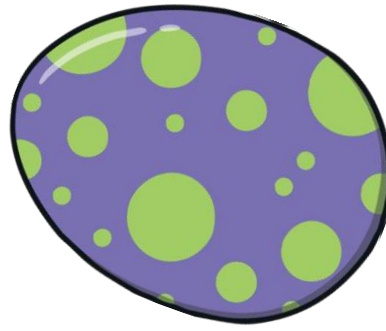
quiet





joyful





sad



dangerous









safe



Silly Sentences


After he finishes his porridge, the joyful gnome invites the wizard to play a game. They take it in turns to roll the dice four times; once to choose a noun, once for an adjective, once for an adverb and once for a verb. They then have to make a sentence with those words. Be warned, sometimes they can be very silly! Have a go at playing the game yourself with a friend or family member.

	Noun	Adjective	Adverb	Verb
	wizard	spotless	carefully	jumped
	fairy	harmful	quietly	danced
	dragon	grumpy	kindly	sang
	gnome	sparkling	cheerfully	flew
	clarinet player	peaceful	nervously	played
	wagon wheel	furious	wildly	fell over

This can be great for all the family to play together. To personalise it, create your own grid and come up with different words to fill the table. You could include the names of your family or friends and see what silly antics you can get up to!

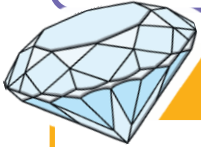
Magnifying Glass Challenge

Grab your magnifying glass (or just use your beady eyes) and find the adverbs that are hidden in this picture and circle them. Once you are done, you can colour the picture in.



Boring Sentences

Falcor the Furious has written some sentences. His sentences are a little bit simple and boring. Can you write a sentence worthy of Falcor the Friendly? Rewrite each sentence on the line below and add an **adjective** and an **adverb**. You could also add any extra details that you can think of. There are lots of word ideas throughout the booklet so flick back through if you're stuck!



Example:

The owl hooted. → The noisy owl hooted cheerfully in the night.

1. The fairy laughed. _____


2. The dragon sneezed. _____

3. The wizard talked. _____

4. The gnome cried. _____

5. The diamond sparkled. _____

6. The clarinet player shouted. _____



Adjective/Adverb Alphabet Challenge

The grumpy fairy has returned to cause trouble again! The wizard manages to make a deal with her. If you can help the wizard think of an adjective or adverb for every letter of the alphabet, the fairy will leave and never bother the Writer's Realm again. Are you up to the challenge?

a is for



b is for

c is for

d is for

e is for

f is for

g is for

h is for

i is for

j is for

k is for

l is for

m is for

n is for

o is for

p is for

q is for

r is for

s is for

t is for

u is for

v is for

w is for

x is for

y is for

z is for

Acting Game

To celebrate Falcor the Furious becoming Falcor the Friendly, the wizard has a great idea for a game! A twist on the classic game of charades, this is a bit of fun for all of the family to play together.

Cut out the words and phrases below. Turn them over and each player takes it in turns to take one, without looking. You could play on your own or work as a team. Once you have your card, you have to act out what it says. You can't use any words or make any noises. The rest of the players have to try to guess what you are doing.

dancy sadly

twinkl.co.uk

**walk
joyfully**

twinkl.co.uk

**jump
angrily**

twinkl.co.uk

laugh wildly

twinkl.co.uk

sparkly

twinkl.co.uk

tall

twinkl.co.uk

friendly

twinkl.co.uk

round

twinkl.co.uk

sit quietly

twinkl.co.uk

**wrap a
present
cheerfully**

twinkl.co.uk

**mow the
lawn gently**

twinkl.co.uk

**play tennis
shyly**

twinkl.co.uk

enormous

twinkl.co.uk

soft

twinkl.co.uk

grumpy

twinkl.co.uk

sensible

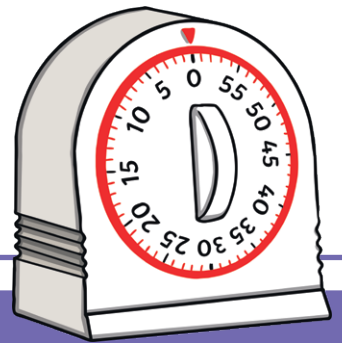
twinkl.co.uk

Adjectives/Adverbs Elimination Game

Have a go at this fun game which can get the whole family involved. It's easy to set up and doesn't involve many resources.

You will need:

- 2 or more players
- a timer (you could use a phone or device timer here)
- paper
- pencils or pens



Instructions:

1. Decide on how many people are playing. You will need one person to be in charge of thinking of words and timing (this can be the same person).
2. Make sure everyone has a piece of paper and a pencil.
3. The person who is timing needs to think of a word.
 - a noun works best if you're doing an adjective (for example, castle)
 - a verb works best if you're doing adverbs (for example, running)
4. As soon as the word has been said, the timer for 1 minute begins.
5. Everyone else has to write down as many adjectives or adverbs as they can think of which might describe the noun or verb.
6. When the timer ends, everyone has to stop writing and you can count up how many words each player thought of.
7. You may want to use the person who timed it to check that all the words are correct.

8. Whoever has the most words wins!

9. Play again with a different word.

Extension:

To make this harder, you could restrict which adjectives are allowed. For example:

- only adjectives or adverbs begin with letters a - m
- don't count any adjectives or adverbs that someone else has too
- only adjectives or adverbs with 5 or more letters

Adjectives Scavenger Hunt

If the weather is nice, this scavenger hunt is a great way to get some fresh air and exercise. However, it can be done inside if the weather isn't great.

How many of the following things can you find? They are all based around an adjective. You can set this up as a game/race or do it on your own. Draw or write the name of what you have found in the box.

Can you add three ideas of your own? Remember they have to be based around adjectives.

You will need:

- Adjectives Scavenger Hunt Sheet (printed)
- a pencil
- optional: a timer

Instructions:

1. Print out the Adjectives Scavenger Hunt Sheet (next page). Make sure to print out more than one if you are playing with friends or family members.
2. Get a pencil ready.
3. If you are using a timer, have it ready.
4. Go! Explore your area (outdoors and indoors) and see if you can find an item which fits in each category. Draw or write it in the box.
5. If you are playing with other people, whoever is the quickest wins!

Adjectives Scavenger Hunt Sheet

Something smooth



Something rough

Something noisy

Something round

Something yellow

Something smelly

Something long

Something soft

Something edible

Home Activity Ideas

Snap!

Create your own version of snap by writing some matching adjectives and adverbs out on a piece of paper. Carefully cut them out and turn them face down so you can't see the words. Shuffle them around and play! You are trying to get a matching pair.

Twinkl Tip:

Card can work better as you can keep and reuse them. It also means there is no cheating and trying to read through the paper!

Baking Fun

This is a really fun one! Make some simple biscuits or cupcakes (recipes can be found on our site). Use icing to spell out your adjective words. You could do one letter on each biscuit or cupcake or try the whole word. The best part - you get to eat them afterwards! Or, get someone to give you some instructions as you bake. For example, 'mix slowly' or 'ice wildly'.

Book Hunt

Choose your favourite book and hunt for adjectives and adverbs words like a word detective! Which words come up the most? Can you make a list and then write your own story?

Hoop Games

- Set out hoops with an adverb written in chalk inside each one. Use bean bags or balls and ask an adult to shout out an adjective. Throw the bean bag or ball into the correct matching hoop.

- Repeat the above but instead of using a ball or bean bag, you have to run and stand inside the correct hoop.
- Set up as above but this time, grab a brush (a new toilet brush or clean brush from your dustpan set can work well). You will need a bucket full of water too. When your partner shouts one of the matching adjectives out, dip your brush in the water and 'scrub' away the word.
- Have a go at creating your own hoop game!

Water Squirter Games



On a sunny day, there is nothing better than cooling down with water squirters. Have fun as well as doing some learning. What's better, you might get to squirt a friend or member of your family!

- Set up the hoops (like in the hoop games) and write some adverbs using chalk, one in each hoop. When your partner shouts out an adjective, squirt that hoop with your squirter.
- Set up an adverb wall by printing out or writing some adverbs onto pieces of paper. Stick them onto a wall or fence panel. When your partner shouts out an adjective, squirt the word!
- Twinkl Tip: If you can, laminate or put the paper inside a plastic folder or wallet. This means you can reuse them!
- Repeat either of the above but this time use a bucket of water and a sponge and throw the sponge at the right word.
- If you have a group of people to play with, attach an adverb word card to the front of each person's t-shirt. When a partner calls out the matching adjective, squirt the person.

Warning:

You will get wet!

Word Search Answers



Adjectives to Adverbs Wizard

Answers

- 1) The clarinet honked loudly.
- 2) The gnome ate his porridge joyfully.
- 3) The wagon rolled down the hill dangerously.

Hatching Eggs Wizard Answers

- loudly
- quietly
- joyfully
- sadly
- dangerously
- safely

Potion Adjectives Answers

Adjectives

happy
bored
freezing
enormous
creepy
beautiful
fantastic
gloomy

Nouns

happily
peacefully
quickly
quietly

We hope you find the information on our website and resources useful. As far as possible, the contents of this resource are reflective of current professional research. However, please be aware that every child is different and information can quickly become out of date. The information given here is intended for general guidance purposes only and may not apply to your specific situation.

We hope you find the information on our website and resource useful. The description of any physical activity contained within this resource is intended as a general guide only. It may not fit your specific situation. You should not rely on the resource to be right for your situation. It is your responsibility to decide whether to carry out the activity at all and, if you do, to ensure that the activity is safe for those participating. You are responsible for carrying out proper risk assessments on the activities and for providing appropriate supervision. We are not responsible for the health and safety of your group or environment so, insofar as it is possible under the law, we cannot accept liability for any loss suffered by anyone undertaking any activity or activities referred to or described in this resource. It is also your responsibility to ensure that those participating in the activity are fit enough to do so and that you or the organisation you are organising it for has the relevant insurance to carry out the physical activity. If you are unsure in any way, we recommend that you take guidance from a suitably qualified professional